



MY ENGINE WON'T TRY TO START

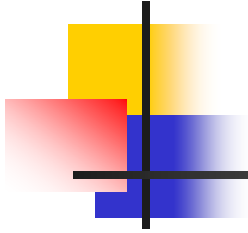
My thanks to Gary Bovee for:

- technical help
- proof of concept
- example of application

And

-RICHARD CORTEZZO
-- TESTING AND EXAMPLES

WHAT WILL YOU DO WHEN (NOT IF)




- * My "START" Solenoid is not working
- * My engine died, I was stuck on this steep on-ramp
- * I switched tanks and my engine quit at 70 mph.
- * My Key switch will not go to the start position
- * I have to rattle the shift lever to get it to start
- I stopped, now it won't start
- what to do till you can get it fixed




THIS WILL BE COOL

MY ENGINE WON'T TRY TO START



- My ignition switch won't start if the wheel is tilted down. Works great in the up position. I do understand that turning the key pushes the switch that is located in the middle of the column somewhere. I already have the NSS at the bottom Jumpered BYRGN.
- When the key is turned to start the rod pulls up. (Mine is broken and I have a .22 cleaning rod alongside my column that I pull to start my engine. I know, sad...) Gordon
- I shut it off with the pliers and went to the ragtime festival concert. The next morning I made a starter rod out of a coat hanger

These are symptoms of problems with the 40 year old, GMC steering column



YOU CAN REPLACE :

- the nss switch,
- key cylinder
- steering column
- shift linkage ,
- etc,

-BUT IN THE HEAT OF THE MOMENT

-WHAT WILL YOU DO???

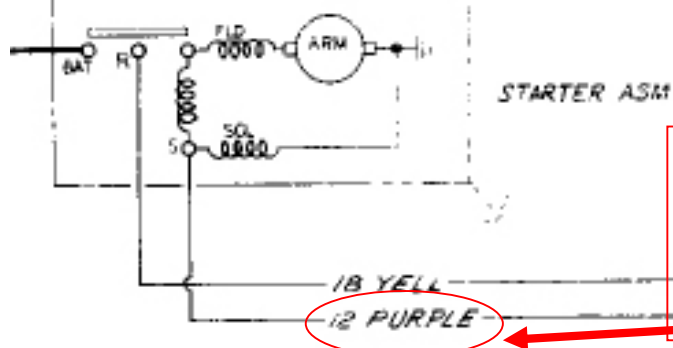
you should at least know where these connections are

I put in an EMERGENCY START SWITCH.

-THE PROBLEM- STARTER SOLENOID

Points Distributor drawing

COULD START WITH KEY OFF



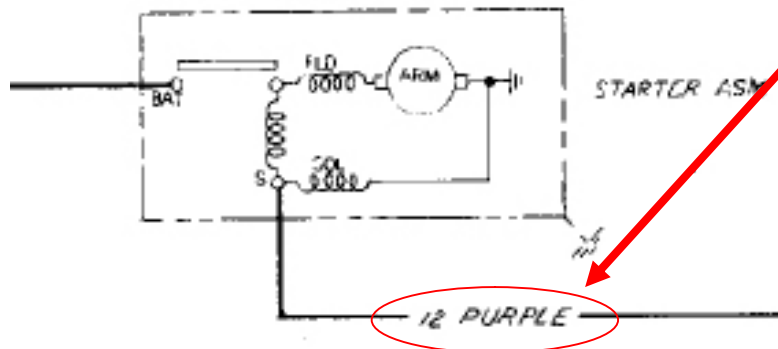
Lower

Steering Column Right

Solenoid power from the
Neutral/Start/ Safety Switch




HEI Distributor drawing

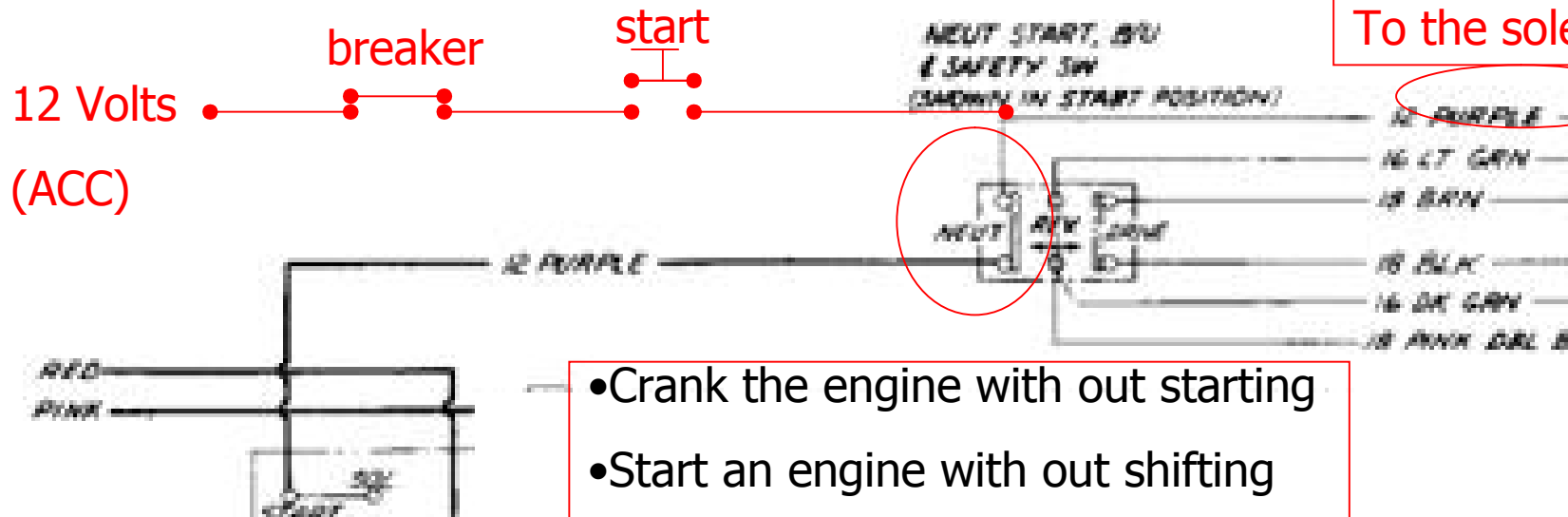

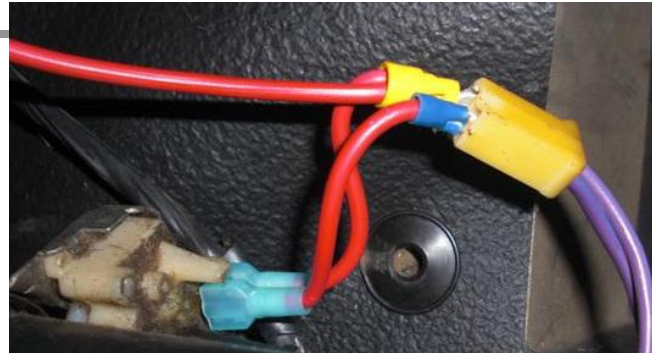


Test here for
Power to sol

Steering Column Left




REMOTE START SWITCH



To the solenoid



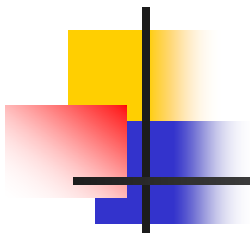
- Crank the engine with out starting
- Start an engine with out shifting
- Ignore the -Neutral/Start - Switch
- No change to normal operation

CABLE CONNECTIONS



THE TAP

(because this will never happen to you:>)





- TEST POINT FOR LIGHT AND 12 VOLTS
- SAFETY TEST POINT
- NO CHANGE TO SAFETY SYSTEMS

Richard Cortezzo

78



PUSH BUTTON
START
SWITCH



ISSUES

- ACC POWER (CRANK WITH KEY ON)
- BREAKER ,12 VOLT SOURCE (NO SMOKE)
- TEST LIGHT (IS IT THE STARTER?)
- START SWITCH OR SAFETY TEST POINT
- NO CHANGE TO SAFETY SYSTEMS
- NO ONE WILL DO THIS FOR YOU

BOVEE'S SWITCH

